


5077 m.

GRAN PREMIO GoPro DE ARAGÓN

Practice

Classification

6

	Rider	Nation	Team	Motorcycle	Time	Lap	Total	Gap	Top Speed
1	93 Marc MARQUEZ	SPA	Gresini Racing MotoGP	DUCATI	1'45.801	23	24		339.6
2	41 Aleix ESPARGARO	SPA	Aprilia Racing	APRILIA	1'46.073	20	21	0.272 0.272	340.7
3	12 Maverick VIÑALES	SPA	Aprilia Racing	APRILIA	1'46.117	21	22	0.316 0.044	337.5
4	89 Jorge MARTIN	SPA	Prima Pramac Racing	DUCATI	1'46.379	21	22	0.578 0.262	345.0
5	73 Alex MARQUEZ	SPA	Gresini Racing MotoGP	DUCATI	1'46.406	16	17	0.605 0.027	334.4
6	1 Francesco BAGNAIA	ITA	Ducati Lenovo Team	DUCATI	1'46.591	19	20	0.790 0.185	341.8
7	21 Franco MORBIDELLI	ITA	Prima Pramac Racing	DUCATI	1'46.705	22	23	0.904 0.114	339.6
8	5 Johann ZARCO	FRA	CASTROL Honda LCR	HONDA	1'46.732	22	23	0.931 0.027	342.9
9	25 Raul FERNANDEZ	SPA	Trackhouse Racing	APRILIA	1'46.840	20	22	1.039 0.108	338.6
10	88 Miguel OLIVEIRA	POR	Trackhouse Racing	APRILIA	1'46.855	18	20	1.054 0.015	342.9
11	33 Brad BINDER	RSA	Red Bull KTM Factory Racing	KTM	1'46.884	20	21	1.083 0.029	341.8
12	31 Pedro ACOSTA	SPA	Red Bull GASGAS Tech3	KTM	1'46.932	20	22	1.131 0.048	346.1
13	49 Fabio DI GIANNANTONIO	ITA	Pertamina Enduro VR46 Racing Te	DUCATI	1'46.946	16	18	1.145 0.014	334.4
14	72 Marco BEZZECCHI	ITA	Pertamina Enduro VR46 Racing Te	DUCATI	1'47.029	23	24	1.228 0.083	339.6
15	23 Enea BASTIANINI	ITA	Ducati Lenovo Team	DUCATI	1'47.031	19	23	1.230 0.002	340.7
16	43 Jack MILLER	AUS	Red Bull KTM Factory Racing	KTM	1'47.269	18	21	1.468 0.238	341.8
17	10 Luca MARINI	ITA	Repsol Honda Team	HONDA	1'47.280	21	22	1.479 0.011	338.6
18	37 Augusto FERNANDEZ	SPA	Red Bull GASGAS Tech3	KTM	1'47.302	17	19	1.501 0.022	339.6
19	42 Alex RINS	SPA	Monster Energy Yamaha MotoGP	YAMAHA	1'47.400	19	20	1.599 0.098	337.5
20	20 Fabio QUARTARARO	FRA	Monster Energy Yamaha MotoGP	YAMAHA	1'47.401	20	20	1.600 0.001	336.5
21	36 Joan MIR	SPA	Repsol Honda Team	HONDA	1'47.843	18	21	2.042 0.442	340.7
22	30 Takaaki NAKAGAMI	JPN	IDEMITSU Honda LCR	HONDA	1'48.441	12	22	2.640 0.598	335.4

Practice condition: Dry

Air: 29°

Humidity: 50%

Ground: 44°

Fastest Lap:	Lap: 23	Marc MARQUEZ	1'45.801	172.7 Km/h
Best Race Lap:	2022	Luca MARINI	1'47.795	169.5 Km/h
All-Time Lap Record:	2024	Marc MARQUEZ	1'45.801	172.7 Km/h

The results are provisional until the end of the limit for protest and appeals.

Time limit for protest expires 60' after publication of the results - Time:

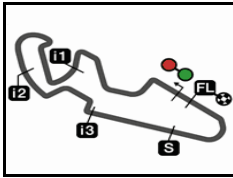
These data/results cannot be reproduced, stored and/or transmitted in whole or in part by any manner of electronic, mechanical, photocopying, recording, broadcasting or otherwise now known or herein after developed without the previous express consent by the copyright owner, except for reproduction in daily press and regular printed publications on sale to the public within 60 days of the event related to those data/results and always provided that copyright symbol appears together as follows below.

© DORNA, 2024

Official MotoGP Timing by TISSOT
www.motogp.com



Alcañiz, Friday, August 30, 2024



5077 m.

GRAN PREMIO GoPro DE ARAGÓN

Practice

Top Speed & Average

8



Rider	Nation	Motorcycle	Top 5 speeds					Average	Top
31 Pedro ACOSTA	SPA	KTM	346.1	344.0	341.8	341.8	340.7	341.6	346.1
89 Jorge MARTIN	SPA	DUCATI	345.0	340.7	339.6	339.6	338.6	339.9	345.0
5 Johann ZARCO	FRA	HONDA	342.9	341.8	338.6	338.6	338.6	340.1	342.9
88 Miguel OLIVEIRA	POR	APRILIA	342.9	340.7	339.6	339.6	339.6	340.3	342.9
1 Francesco BAGNAIA	ITA	DUCATI	341.8	339.6	339.6	338.6	338.6	339.5	341.8
33 Brad BINDER	RSA	KTM	341.8	341.8	340.7	340.7	340.7	341.0	341.8
43 Jack MILLER	AUS	KTM	341.8	341.8	341.8	339.6	339.6	340.9	341.8
23 Enea BASTIANINI	ITA	DUCATI	340.7	339.6	338.6	338.6	338.6	339.0	340.7
36 Joan MIR	SPA	HONDA	340.7	338.6	338.6	337.5	336.5	337.8	340.7
41 Aleix ESPARGARO	SPA	APRILIA	340.7	340.7	338.6	338.6	338.6	339.4	340.7
21 Franco MORBIDELLI	ITA	DUCATI	339.6	339.6	339.6	338.6	337.5	338.4	339.6
37 Augusto FERNANDEZ	SPA	KTM	339.6	338.6	337.5	337.5	337.5	338.1	339.6
72 Marco BEZZECCHI	ITA	DUCATI	339.6	339.6	338.6	337.5	337.5	338.6	339.6
93 Marc MARQUEZ	SPA	DUCATI	339.6	338.6	338.6	337.5	336.5	337.9	339.6
10 Luca MARINI	ITA	HONDA	338.6	338.6	337.5	337.5	336.5	337.2	338.6
25 Raul FERNANDEZ	SPA	APRILIA	338.6	336.5	336.5	336.5	336.5	336.9	338.6
12 Maverick VIÑALES	SPA	APRILIA	337.5	336.5	336.5	336.5	335.4	336.2	337.5
42 Alex RINS	SPA	YAMAHA	337.5	336.5	336.5	336.5	335.4	336.2	337.5
20 Fabio QUARTARARO	FRA	YAMAHA	336.5	336.5	335.4	334.4	333.4	334.7	336.5
30 Takaaki NAKAGAMI	JPN	HONDA	335.4	335.4	334.4	332.3	332.3	333.3	335.4
49 Fabio DI GIANNANTONIO	ITA	DUCATI	334.4	334.4	332.3	332.3	332.3	333.1	334.4
73 Alex MARQUEZ	SPA	DUCATI	334.4	333.4	333.4	332.3	332.3	332.9	334.4

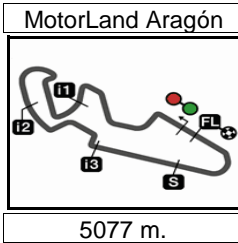
These data/results cannot be reproduced, stored and/or transmitted in whole or in part by any manner of electronic, mechanical, photocopying, recording, broadcasting or otherwise now known or herein after developed without the previous express consent by the copyright owner, except for reproduction in daily press and regular printed publications on sale to the public within 60 days of the event related to those data/results and always provided that copyright symbol appears together as follows below.

© DORNA, 2024

Official MotoGP Timing by TISSOT
www.motogp.com



Alcañiz, Friday, August 30, 2024



GRAN PREMIO GoPro DE ARAGÓN

Practice

Chronological Analysis of Performances

9

* Lap / Sector time cancelled

T1 Time from finish line to 1st intermediate

T3 Time from 2nd intermed. to 3rd intermed.

P Crossing the finish line in pit lane

T2 Time from 1st intermed. to 2nd intermed.

T4 Time from 3rd intermediate to finish line

**Tyre data subject to further updates

Lap	Lap Time	T1	T2	T3	T4	Speed	Lap	Lap Time	T1	T2	T3	T4	Speed
1st	93	Marc MARQUEZ		DUCATI		SPA	3	1'49.440	31.826	30.966	21.205	25.443	335.4
		Gresini Racing MotoGP					4	1'50.477	31.428	32.349	21.423	25.277	337.5
		Runs=5	Total laps=24	Full laps=15	Valid laps=13		5	1'48.580	31.317	31.002	21.139	25.122	338.6
Run # 1		Front Tyre	Slick-Medium	Rear Tyre	Slick-Soft		6	1'54.196	34.422	31.999	21.582	26.193	305.2
		New Tyre		New Tyre			7	1'47.910	31.130	30.665	21.035	25.080	336.5
1	1'56.878	29.330	33.030	22.157	25.694	331.3	8	2'01.823 P	38.074	32.996	22.042	28.711	331.3
2	1'49.566	31.719	31.222	21.440	25.185	333.4	Run # 2		Front Tyre	Slick-Medium	Rear Tyre	Slick-Soft	
3	1'48.234	31.343	30.768	21.082	25.041	334.4		8 Laps at start		8 Laps at start			
4	1'47.272	31.034	30.392	20.976	24.870	336.5	9	12'30.181	30.289	32.856	21.936	25.484	335.4
5	1'47.332	30.983	30.436	20.981	24.932	336.5	10	1'49.356	31.869	31.102	21.143	25.242	334.4
6	1'48.019	31.321	30.802	21.073	24.823	338.6	11	1'56.003	31.316	37.089	22.320	25.278	334.4
7	1'47.291	31.017	30.424	20.960	24.890	337.5	12	1'48.362	31.187	30.852	21.189	25.134	337.5
8	1'58.406 P	33.185	33.899	22.225	29.097	325.4	13	1'47.918 *	30.937	30.726	20.988	25.267*	338.6
Run # 2		Front Tyre	Slick-Medium	Rear Tyre	Slick-Soft		14	2'01.046 P	39.363	32.114	21.394	28.175	327.3
		8 Laps at start		8 Laps at start			Run # 3		Front Tyre	Slick-Medium	Rear Tyre	Slick-Soft	
9	9'14.182	30.938	33.263	22.479	25.976	328.3		New Tyre		New Tyre			
10	1'50.024	32.201	31.264	21.420	25.139	334.4	15	8'53.671	29.938	32.202	21.376	25.180	335.4
11	1'46.954	31.011	30.285	20.820	24.838	338.6	16	1'53.029	34.753	31.615	21.340	25.321	335.4
12	1'50.619 P	31.197	30.820	21.209	27.393	339.6	17	1'46.979	30.858	30.522	20.829	24.770	340.7
Run # 3		Front Tyre	Slick-Medium	Rear Tyre	Slick-Medium		18	2'03.343 P	38.543	34.381	21.918	28.501	337.5
		12 Laps at start		13 Laps at start			Run # 4		Front Tyre	Slick-Medium	Rear Tyre	Slick-Soft	
13	5'08.647	30.696	33.026	22.215	25.501	334.4		4 Laps at start		New Tyre			
14	1'50.231 *	32.126*	31.470	21.652	24.983	335.4	19	3'53.141	27.911	31.513	21.373	25.028	338.6
15	1'51.181	33.443	31.408	21.222	25.108	333.4	20	1'46.073	30.607	30.183	20.620	24.663	340.7
16	1'52.514	35.498	30.845	21.131	25.040	332.3	21	2'15.355 *	41.442	33.450	30.215	30.248*	240.2
17	1'47.573	31.055	30.448	21.024	25.046	334.4	3rd	12	Maverick VIÑALES		APRILIA	SPA	
18	1'55.196 P	32.488	32.415	22.053	28.240	328.3			Aprilia Racing				
Run # 4		Front Tyre	Slick-Medium	Rear Tyre	Slick-Soft				Runs=5	Total laps=22	Full laps=13	Valid laps=12	
		New Tyre		New Tyre			Run # 1		Front Tyre	Slick-Medium	Rear Tyre	Slick-Soft	
19	5'51.183	29.449	32.448	21.646	25.062	333.4		New Tyre		New Tyre			
20	1'46.384	30.819	30.197	20.769	24.599	334.4	1	2'42.980	28.406	32.378	23.303	25.906	331.3
21	1'49.406 P	30.665	30.211	20.817	27.713	334.4	2	1'49.012	31.631	30.832	21.176	25.373	332.3
Run # 5		Front Tyre	Slick-Medium	Rear Tyre	Slick-Soft		3	1'48.199	31.150	30.752	21.025	25.272	335.4
		3 Laps at start		New Tyre			4	1'50.522	31.132	32.450	21.489	25.451	333.4
22	3'32.169	28.883	31.487	21.365	25.038	332.3	5	1'47.760	31.078	30.465	20.961	25.256	335.4
23	1'45.801	30.679	29.909	20.671	24.542	334.4	6	2'00.716	33.877	34.419	26.599	25.821	336.5
24	1'46.872 *	30.865	30.157	20.868	24.982*	334.4	7	1'48.737	31.433	30.724	21.175	25.405	333.4
2nd	41	Alex ESPARGARO		APRILIA		SPA	8	1'47.822	30.916	30.607	20.984	25.315	333.4
		Aprilia Racing					9	1'55.424 P	33.921	32.259	21.488	27.756	332.3
		Runs=4	Total laps=21	Full laps=14	Valid laps=12		Run # 2		Front Tyre	Slick-Medium	Rear Tyre	Slick-Medium	
Run # 1		Front Tyre	Slick-Medium	Rear Tyre	Slick-Soft			9 Laps at start		New Tyre			
		New Tyre		New Tyre			10	9'37.331	28.474	32.414	21.689	25.667	332.3
1	2'34.067	29.902	32.622	22.116	25.798	335.4	11	1'49.562	31.467	31.019	21.423	25.653	334.4
2	1'50.215	31.845	31.205	21.446	25.719	334.4	12	1'59.211 P	35.155	33.312	22.388	28.356	330.3

Fastest Lap: Marc MARQUEZ Gresini Racing MotoG SPA 1'45.801 30.679 29.909 20.671 24.542

These data/results cannot be reproduced, stored and/or transmitted in whole or in part by any manner of electronic, mechanical, photocopying, recording, broadcasting or otherwise now known or herein after developed without the previous express consent by the copyright owner, except for reproduction in daily press and regular printed publications on sale to the public within 60 days of the event related to those data/results and always provided that copyright symbol appears together as follows below.
© DORNA, 2024



Practice

MotoGP

Lap	Lap Time	T1	T2	T3	T4	Speed
Run # 3	Front Tyre Slick-Medium		Rear Tyre Slick-Soft			
12 Laps at start						
13	3'57.545	30.083	31.744	21.564	26.161	333.4
14	1'48.755	31.580	30.762	21.068	25.345	331.3
15	1'54.359 P	33.411	30.972	21.149	28.827	332.3
Run # 4	Front Tyre Slick-Medium		Rear Tyre Slick-Soft			
New Tyre						
16	8'32.500	28.543	31.538	21.531	25.288	333.4
17	1'47.156	30.795	30.299	20.771	25.291	336.5
18	1'53.633 P	30.602	30.246	25.248	27.537	335.4
Run # 5	Front Tyre Slick-Medium		Rear Tyre Slick-Soft			
3 Laps at start						
19	4'31.905	27.810	31.394	21.192	25.109	336.5
20	1'46.966	30.711	30.258	21.062	24.935	334.4
21	1'46.117	30.469	30.131	20.661	24.856	337.5
22	2'05.831 *	40.408	36.005	22.430	26.988*	334.4

4th 89 **Jorge MARTIN** DUCATI SPA
 Prima Pramac Racing
 Runs=5 Total laps=22 Full laps=13 Valid laps=11

Run #	Front Tyre	Slick-Hard	Rear Tyre	Slick-Medium	Speed
New Tyre					
1	2'40.965	31.871	33.498	24.050	26.009 337.5
2	1'49.975	32.034	31.277	21.348	25.316 337.5
3	1'48.638	31.250	30.903	21.160	25.325 339.6
4	1'55.341	31.229	36.299	22.497	25.316 337.5
5	1'48.129	31.393	30.683	21.087	24.966 340.7
6	1'56.680 P	31.047	32.736	23.537	29.360 312.2

Run #	Front Tyre	Slick-Medium	Rear Tyre	Slick-Medium	Speed
New Tyre					
7	5'44.609	29.587	31.745	21.970	25.469 335.4
8	1'48.501	31.242	30.596	21.281	25.382 337.5
9	1'47.619	30.983	30.626	20.993	25.017 345.0
10	1'47.960	31.115	30.615	20.986	25.244 338.6
11	1'52.733 P	31.045	30.949	23.147	27.592 338.6

Run #	Front Tyre	Slick-Medium	Rear Tyre	Slick-Medium	Speed
5 Laps at start					
12	8'06.243	31.125	32.244	21.347	25.502 335.4
13	1'47.997	30.990	30.618	21.029	25.360 339.6
14	1'48.216	31.248	30.800	21.051	25.117 338.6
15	1'52.275 P	31.690	30.736	21.731	28.118 334.4

Run #	Front Tyre	Slick-Medium	Rear Tyre	Slick-Soft	Speed
New Tyre					
16	8'22.737	28.471	31.202	21.129	25.053 335.4
17	1'52.386 *	33.815*	32.259	21.155	25.157 336.5
18	1'46.666	30.650	30.450	20.749	24.817 338.6
19	2'01.225 P	39.221	31.867	21.735	28.402 337.5

Run #	Front Tyre	Slick-Medium	Rear Tyre	Slick-Soft	Speed
4 Laps at start					
20	4'22.596	27.658	30.782	21.122	25.026 335.4
21	1'46.379	30.679	30.285	20.651	24.764 337.5
22	2'04.260 *	41.338	32.577	23.255	27.090* 332.3

5th 73 **Alex MARQUEZ** DUCATI SPA
 Gresini Racing MotoGP
 Runs=5 Total laps=17 Full laps=10 Valid laps=10

Lap	Lap Time	T1	T2	T3	T4	Speed
Run # 1	Front Tyre Slick-Medium		Rear Tyre Slick-Soft			
New Tyre						
unfinished						
		28.632	32.877			

Run #	Front Tyre	Slick-Medium	Rear Tyre	Slick-Medium	Speed
New Tyre					
1	1'51.633	29.725	33.456	22.579	25.873 329.3
2	1'50.524	32.097	31.241	21.741	25.445 331.3
3	1'49.199	31.505	30.952	21.355	25.387 331.3
4	1'48.658	31.263	30.898	21.162	25.335 332.3
5	1'48.125	31.032	30.741	21.158	25.194 333.4
6	1'55.529 P	31.204	33.170	22.465	28.690 322.5

Run #	Front Tyre	Slick-Medium	Rear Tyre	Slick-Medium	Speed
6 Laps at start					
7	8'04.201	28.541	32.260	21.867	25.543 329.3
8	1'50.023	31.358	31.727	21.717	25.221 331.3
9	1'49.924 *	31.096*	31.260	22.169	25.399 332.3
10	1'50.838 P	31.236	30.834	21.231	27.537 325.4

Run #	Front Tyre	Slick-Medium	Rear Tyre	Slick-Soft	Speed
New Tyre					
11	8'44.113	29.026	31.954	21.578	25.176 333.4
12	1'47.819	31.041	30.788	21.003	24.987 332.3
13	1'47.082	30.813	30.464	20.946	24.859 332.3
14	1'55.004 P	33.065	31.470	22.426	28.043 330.3

Run #	Front Tyre	Slick-Medium	Rear Tyre	Slick-Soft	Speed
4 Laps at start					
15	4'26.787	28.650	31.418	21.536	25.102 331.3
16	1'46.406	30.575	30.345	20.824	24.662 334.4
17	1'48.071 *	30.710	31.086	21.197	25.078* 331.3

6th 1 **Francesco BAGNAIA** DUCATI ITA
 Ducati Lenovo Team
 Runs=5 Total laps=20 Full laps=11 Valid laps=10

Run #	Front Tyre	Slick-Medium	Rear Tyre	Slick-Medium	Speed
New Tyre					
1	2'39.300	29.534	32.686	22.495	25.708 335.4
2	1'49.440	31.582	30.905	21.483	25.470 336.5
3	1'48.266	31.063	30.786	21.162	25.255 337.5
4	1'56.135	38.036	31.243	21.413	25.443 341.8
5	1'53.497 P	34.104	30.786	21.177	27.430 339.6

Run #	Front Tyre	Slick-Medium	Rear Tyre	Slick-Medium	Speed
5 Laps at start					
6	11'12.986	28.924	31.604	21.526	25.275 338.6
7	1'50.084	32.885	30.845	21.129	25.225 338.6
8	1'48.204	31.116	30.676	21.180	25.232 338.6
9	1'54.396	35.426	32.434	21.236	25.300 337.5
10	1'59.119 P	36.632	32.842	21.975	27.670 337.5

Run #	Front Tyre	Slick-Medium	Rear Tyre	Slick-Medium	Speed
10 Laps at start					
11	8'34.788	28.678	31.278	21.362	25.300 336.5
12	1'47.553	31.086	30.504	20.990	24.973 335.4
13	1'56.145 P	34.570	32.228	22.012	27.335 334.4

Run #	Front Tyre	Slick-Medium	Rear Tyre	Slick-Soft	Speed
New Tyre					
14	5'42.841	29.161	31.876	21.472	25.272 333.4
15	1'47.416	31.033	30.603	20.821	24.959 336.5

Fastest Lap: Marc MARQUEZ Gresini Racing MotoG SPA **1'45.801** 30.679 29.909 20.671 24.542

These data/results cannot be reproduced, stored and/or transmitted in whole or in part by any manner of electronic, mechanical, photocopying, recording, broadcasting or otherwise now known or herein after developed without the previous express consent by the copyright owner, except for reproduction in daily press and regular printed publications on sale to the public within 60 days of the event related to those data/results and always provided that copyright symbol appears together as follows below.
 © DORNA, 2024



Practice

MotoGP

Lap	Lap Time	T1	T2	T3	T4	Speed	Lap	Lap Time	T1	T2	T3	T4	Speed
16	1'47.058	30.769	30.380	20.887	25.022	334.4	7	1'50.848 P	31.303	30.818	20.980	27.747	333.4
17	1'58.076 P	35.138	33.784	21.775	27.379	337.5	Run # 2 Front Tyre Slick-Medium Rear Tyre Slick-Medium						
Run # 5 Front Tyre Slick-Medium Rear Tyre Slick-Soft						7 Laps at start							
4 Laps at start						New Tyre							
18	4'45.957	29.381	31.780	22.149	25.082	337.5	8	8'20.907	29.255	33.024	21.932	25.488	333.4
19	1'46.591	30.722	30.303	20.753	24.813	339.6	9	1'48.746	31.444	30.881	21.313	25.108	334.4
20	1'46.575 *	30.587	30.333	20.732	24.923*	337.5	10	1'48.406	31.176	30.766	21.078	25.386	334.4
						11							
						12							

7th 21 **Franco MORBIDELLI** DUCATI ITA
 Prima Pramac Racing
 Runs=5 Total laps=23 Full laps=14 Valid laps=12

Run #	Front Tyre	Slick-Medium	Rear Tyre	Slick-Soft
Run # 1 Front Tyre Slick-Medium Rear Tyre Slick-Soft				
3 Laps at start				
3 Laps at start				
1	2'39.922	32.058	34.134	22.715
2	1'49.316	31.781	30.901	21.216
3	1'48.915	31.478	30.834	21.398
4	1'54.706	36.456	31.500	21.427
5	1'52.938	31.186	32.531	23.923
6	1'52.242	31.118	30.532	25.169
7	1'48.561	31.142	30.562	21.186
8	1'56.357 P	31.130	30.870	21.551

Run #	Front Tyre	Slick-Medium	Rear Tyre	Slick-Medium
Run # 2 Front Tyre Slick-Medium Rear Tyre Slick-Medium				
11 Laps at start				
New Tyre				
9	8'19.760	29.983	33.373	21.725
10	1'51.414	31.474	31.049	23.283
11	1'49.606	31.497	30.681	21.286
12	1'57.067 P	35.146	32.437	21.364

Run #	Front Tyre	Slick-Medium	Rear Tyre	Slick-Medium
Run # 3 Front Tyre Slick-Medium Rear Tyre Slick-Medium				
15 Laps at start				
4 Laps at start				
13	6'55.084	30.455	32.276	21.637
14	1'48.741	31.175	30.635	21.378
15	1'48.475 *	31.442*	30.627	21.148
16	1'48.259	31.187	30.656	21.058
17	1'56.799 P	33.913	33.677	21.551

Run #	Front Tyre	Slick-Medium	Rear Tyre	Slick-Soft
Run # 4 Front Tyre Slick-Medium Rear Tyre Slick-Soft				
New Tyre				
New Tyre				
18	6'41.238	31.826	31.417	22.007
19	1'47.470	31.118	30.309	20.897
20	1'50.095 P	30.714	30.437	20.981

Run #	Front Tyre	Slick-Medium	Rear Tyre	Slick-Soft
Run # 5 Front Tyre Slick-Medium Rear Tyre Slick-Soft				
3 Laps at start				
New Tyre				
21	2'57.226	28.776	31.329	21.480
22	1'46.705	30.647	30.168	20.961
23	1'56.863 *	30.901	36.182	23.294

8th 5 **Johann ZARCO** HONDA FRA
 CASTROL Honda LCR
 Runs=5 Total laps=23 Full laps=14 Valid laps=13

Run #	Front Tyre	Slick-Medium	Rear Tyre	Slick-Medium
Run # 1 Front Tyre Slick-Medium Rear Tyre Slick-Medium				
New Tyre				
New Tyre				
1	2'21.014	30.395	33.118	22.177
2	1'49.505	31.589	31.096	21.350
3	1'48.476	31.319	30.760	21.283
4	1'49.359	31.489	31.052	21.408
5	1'48.696	31.456	30.996	21.076
6	1'48.289	31.314	30.839	21.083

Run #	Front Tyre	Slick-Medium	Rear Tyre	Slick-Soft
Run # 3 Front Tyre Slick-Medium Rear Tyre Slick-Soft				
New Tyre				
New Tyre				
13	8'45.871	31.175	32.639	21.421
14	1'47.378	30.990	30.569	20.871
15	1'47.446	31.073	30.455	20.900
16	1'59.780 P	34.795	34.300	22.893

Run #	Front Tyre	Slick-Medium	Rear Tyre	Slick-Soft
Run # 4 Front Tyre Slick-Medium Rear Tyre Slick-Soft				
4 Laps at start				
New Tyre				
17	3'34.123	29.202	32.407	21.155
18	1'49.658	31.017	32.407	20.931
19	1'47.457	30.737	30.451	21.136
20	1'58.151 P	37.534	31.954	21.394

Run #	Front Tyre	Slick-Medium	Rear Tyre	Slick-Soft
Run # 5 Front Tyre Slick-Medium Rear Tyre Slick-Soft				
New Tyre				
New Tyre				
21	4'24.693	29.408	32.856	21.677
22	1'46.732	30.773	30.199	20.817
23	2'05.511 *	41.515	36.421	22.049

9th 25 **Raul FERNANDEZ** APRILIA SPA
 Trackhouse Racing
 Runs=4 Total laps=22 Full laps=15 Valid laps=15

Run #	Front Tyre	Slick-Medium	Rear Tyre	Slick-Medium
Run # 1 Front Tyre Slick-Medium Rear Tyre Slick-Medium				
New Tyre				
New Tyre				
1	2'53.496	31.648	33.655	22.233
2	1'54.691	31.712	31.177	26.160
3	1'49.132	31.314	31.092	21.174
4	1'48.627	31.267	30.864	21.255
5	1'48.273	31.126	30.789	21.145
6	1'54.770	36.975	31.149	21.237
7	1'55.558 P	31.152	30.781	24.783

Run #	Front Tyre	Slick-Medium	Rear Tyre	Slick-Soft
Run # 2 Front Tyre Slick-Medium Rear Tyre Slick-Soft				
7 Laps at start				
New Tyre				
8	9'11.544	35.426	32.421	21.567
9	1'48.050	31.064	30.680	20.904
10	1'49.609	30.916	32.290	21.222
11	1'51.399	30.968	30.576	24.185
12	1'48.070	30.970	30.691	21.036
13	1'48.797	31.116	30.859	21.257
14	2'00.847 P	36.269	33.234	22.838

Run #	Front Tyre	Slick-Medium	Rear Tyre	Slick-Soft
Run # 3 Front Tyre Slick-Medium Rear Tyre Slick-Soft				
New Tyre				
New Tyre				
15	11'04.994	29.994	31.858	21.652
16	1'53.353	35.110	31.049	21.851
17	1'47.977	31.051	30.734	20.976
18	1'58.805 P	31.117	32.140	27.081

Fastest Lap: Marc MARQUEZ Gresini Racing MotoG SPA 1'45.801 30.679 29.909 20.671 24.542

These data/results cannot be reproduced, stored and/or transmitted in whole or in part by any manner of electronic, mechanical, photocopying, recording, broadcasting or otherwise now known or herein after developed without the previous express consent by the copyright owner, except for reproduction in daily press and regular printed publications on sale to the public within 60 days of the event related to those data/results and always provided that copyright symbol appears together as follows below.
 © DORNA, 2024



Practice

MotoGP

Lap	Lap Time	T1	T2	T3	T4	Speed	Lap	Lap Time	T1	T2	T3	T4	Speed	
Run # 4	Front Tyre Slick-Medium		Rear Tyre Slick-Soft				11	1'54.947	36.687	31.488	21.341	25.431	339.6	
		4 Laps at start		New Tyre				12	1'56.186	34.237	32.676	23.944	25.329	338.6
19	4'36.593	28.677	31.324	21.227	25.160	335.4	13	1'48.403	31.281	30.826	21.123	25.173	339.6	
20	1'46.840	30.683	30.461	20.770	24.926	335.4	14	1'59.291 P	36.644	32.912	21.679	28.056	339.6	
21	1'52.441	34.337	31.598	21.297	25.209	335.4	Run # 3	Front Tyre Slick-Medium		Rear Tyre Slick-Soft				
22	2'05.655	30.802	40.537	28.729	25.587	336.5			New Tyre		New Tyre			

10th 88 Miguel OLIVEIRA APRILIA POR
Trackhouse Racing

Runs=4 Total laps=20 Full laps=13 Valid laps=13

Run #	Front Tyre	Slick-Medium	Rear Tyre	Slick-Soft	Speed	
1	2'28.153	29.895	32.930	22.680	25.630	337.5
2	1'58.293	36.526	32.112	24.333	25.322	336.5
3	1'48.814	31.471	30.996	21.375	24.972	337.5
4	1'49.257	31.541	31.155	21.409	25.152	338.6
5	1'48.778	31.520	30.926	21.321	25.011	339.6
6	1'54.815 P	32.739	32.692	21.835	27.549	339.6

Run #	Front Tyre	Slick-Medium	Rear Tyre	Slick-Soft	Speed	
7	10'23.823	29.979	32.270	22.759	25.524	336.5
8	1'48.844	31.544	31.023	21.173	25.104	337.5
9	1'48.362	31.308	30.832	21.109	25.113	336.5
10	1'48.628	31.285	30.958	21.299	25.086	337.5
11	1'48.885	31.288	31.018	21.357	25.222	336.5
12	1'58.110 P	34.673	33.172	22.686	27.579	332.3

Run #	Front Tyre	Slick-Soft	Rear Tyre	Slick-Soft	Speed	
13	14'16.152	29.678	32.201	21.673	25.290	335.4
14	1'50.242	32.054	31.684	21.294	25.210	337.5
15	1'48.035	31.287	30.683	21.142	24.923	339.6
16	1'53.242 P	31.122	32.068	22.859	27.193	336.5

Run #	Front Tyre	Slick-Soft	Rear Tyre	Slick-Soft	Speed	
17	4'44.766	28.555	32.476	23.010	24.860	340.7
18	1'46.855	30.934	30.435	20.867	24.619	342.9
19	1'47.632	30.893	30.512	21.249	24.978	339.6
20	1'56.943	37.439	32.123	21.973	25.408	337.5

11th 33 Brad BINDER KTM RSA
Red Bull KTM Factory Racing

Runs=4 Total laps=21 Full laps=14 Valid laps=13

Run #	Front Tyre	Slick-Medium	Rear Tyre	Slick-Soft	Speed	
1	2'13.294	36.751	34.867	22.709	25.789	340.7
2	2'00.603	40.607	32.746	21.791	25.459	337.5
3	1'48.557	31.286	30.957	21.101	25.213	339.6
4	1'57.080	39.258	31.458	21.133	25.231	340.7
5	2'00.485	36.749	37.475	21.238	25.023	340.7
6	1'47.530	31.142	30.556	20.965	24.867	341.8
7	1'47.740	31.142	30.608	21.035	24.955	341.8
8	2'06.956 P	37.898	33.149	22.089	33.820	181.8

Run #	Front Tyre	Slick-Medium	Rear Tyre	Slick-Soft	Speed	
9	8'50.539	31.039	32.535	22.099	25.558	337.5
10	1'55.401	31.884	36.271	21.948	25.298	337.5

Run #	Front Tyre	Slick-Medium	Rear Tyre	Slick-Soft	Speed	
15	9'52.293	32.371	33.080	22.154	25.152	340.7
16	1'48.538	31.651	30.822	21.122	24.943	337.5
17	2'02.740 P	38.665	32.243	21.060	30.772	337.5

Run #	Front Tyre	Slick-Medium	Rear Tyre	Slick-Soft	Speed	
18	8'06.071	29.901	37.689	23.881	24.983	340.7
19	1'46.925	31.005	30.471	20.756	24.693	339.6
20	1'46.884	30.695	30.351	21.010	24.828	339.6
21	1'48.148 *	30.839	30.443	20.892	25.974*	323.4

12th 31 Pedro ACOSTA KTM SPA
Red Bull GASGAS Tech3

Runs=4 Total laps=22 Full laps=15 Valid laps=15

Run #	Front Tyre	Slick-Medium	Rear Tyre	Slick-Soft	Speed	
1	2'08.580	29.130	32.838	21.711	24.915	339.6
2	1'48.264	31.256	30.862	21.299	24.847	339.6
3	1'50.337	33.243	31.048	21.154	24.892	340.7
4	1'47.789	31.061	30.612	21.165	24.951	340.7
5	1'47.958	31.050	30.752	21.196	24.960	340.7
6	1'47.928	31.180	30.643	20.943	25.162	341.8
7	1'52.896	33.820	32.046	21.696	25.334	340.7
8	1'54.351 P	31.331	31.859	23.373	27.788	336.5

Run #	Front Tyre	Slick-Medium	Rear Tyre	Slick-Soft	Speed	
9	11'47.011	28.484	32.713	23.559	25.240	338.6
10	1'48.627	31.642	30.880	21.149	24.956	340.7
11	1'48.511	31.256	31.026	21.155	25.074	338.6
12	1'48.485	31.282	30.849	21.253	25.101	340.7
13	1'54.020	33.179	32.446	23.007	25.388	341.8
14	1'54.192 P	31.447	31.075	21.280	30.390	340.7

Run #	Front Tyre	Slick-Medium	Rear Tyre	Slick-Soft	Speed	
15	11'01.572	27.301	31.236	21.359	24.886	337.5
16	1'47.053	30.886	30.421	20.880	24.866	339.6
17	1'47.261	30.929	30.358	21.053	24.921	339.6
18	1'55.183 P	33.417	33.381	21.270	27.115	339.6

Run #	Front Tyre	Slick-Medium	Rear Tyre	Slick-Soft	Speed	
19	3'31.622	26.662	30.658	21.513	25.048	346.1
20	1'46.932	30.770	30.585	20.912	24.665	344.0
21	1'47.399	30.800	30.519	21.033	25.047	340.7
22	2'05.770	38.205	38.993	22.185	26.387	334.4

13th 49 Fabio DI GIANNANTONI DUCATI ITA
Pertamina Enduro VR46 Racing Team

Runs=4 Total laps=18 Full laps=11 Valid laps=11

Run #	Front Tyre	Slick-Medium	Rear Tyre	Slick-Soft	Speed	
1	2'29.736	30.520	33.234	22.565	25.982	329.3

Fastest Lap: Marc MARQUEZ Gresini Racing MotoGP SPA 1'45.801 30.679 29.909 20.671 24.542

These data/results cannot be reproduced, stored and/or transmitted in whole or in part by any manner of electronic, mechanical, photocopying, recording, broadcasting or otherwise now known or herein after developed without the previous express consent by the copyright owner, except for reproduction in daily press and regular printed publications on sale to the public within 60 days of the event related to those data/results and always provided that copyright symbol appears together as follows below.
© DORNA, 2024

Practice

MotoGP

Lap	Lap Time	T1	T2	T3	T4	Speed	Lap	Lap Time	T1	T2	T3	T4	Speed
2	1'50.832	32.125	31.636	21.664	25.407	330.3	21	3'56.476	29.458	31.941	21.570	25.401	333.4
3	1'49.276	31.381	31.157	21.259	25.479	330.3	22	1'47.227	30.875	30.548	20.860	24.944	334.4
4	1'47.963	31.054	30.778	20.960	25.171	332.3	23	1'47.029	30.824	30.434	20.812	24.959	335.4
5	1'47.863	30.965	30.702	20.999	25.197	334.4	24	2'17.203	37.886	38.515	35.050	25.752	336.5
6	2'01.069 P	36.327	33.154	22.188	29.400	332.3	15th 23 Enea BASTIANINI DUCATI ITA Ducati Lenovo Team Runs=5 Total laps=23 Full laps=13 Valid laps=12						
Run # 2	Front Tyre	Slick-Medium	Rear Tyre	Slick-Soft									
	6 Laps at start			6 Laps at start									
7	16'09.469	33.403	31.903	21.537	25.581	331.3	Run # 1	Front Tyre	Slick-Medium	Rear Tyre	Slick-Medium		
8	1'48.410	31.193	30.849	21.087	25.281	330.3		New Tyre		New Tyre			
9	1'48.080	30.944	30.677	21.107	25.352	332.3	1	2'49.883	30.458	32.875	22.137	25.974	333.4
10	1'48.105	30.980	30.763	21.019	25.343	331.3	2	1'49.568	31.719	31.060	21.271	25.518	336.5
11	2'00.605 P	35.459	32.958	22.340	29.848	329.3	3	1'52.336	31.418	34.133	21.246	25.539	337.5
Run # 3	Front Tyre	Slick-Soft	Rear Tyre	Slick-Soft									
	New Tyre		New Tyre										
12	12'12.365	32.448	32.335	21.785	25.363	330.3	4	1'48.945	31.547	30.870	21.104	25.424	336.5
13	1'47.635	30.960	30.650	20.901	25.124	331.3	5	1'51.944	31.360	32.216	22.849	25.519	339.6
14	1'53.222 P	30.995	32.390	22.090	27.747	331.3	6	1'48.373	31.161	30.910	21.129	25.173	340.7
Run # 4	Front Tyre	Slick-Medium	Rear Tyre	Slick-Soft									
	New Tyre		New Tyre										
15	4'40.472	28.426	32.624	23.043	25.142	329.3	7	1'51.717 P	31.284	30.877	21.178	28.378	337.5
16	1'46.946	30.702	30.426	20.849	24.969	331.3	Run # 2	Front Tyre	Slick-Medium	Rear Tyre	Slick-Medium		
17	1'47.127	30.626	30.606	20.872	25.023	334.4		7 Laps at start		7 Laps at start			
18	2'12.245	44.606	37.655	23.414	26.570	325.4	8	10'22.185	29.058	31.979	23.135	25.700	336.5
						14th 72 Marco BEZZECCHI DUCATI ITA Pertamina Enduro VR46 Racing Team Runs=4 Total laps=24 Full laps=17 Valid laps=16							
Run # 1	Front Tyre	Slick-Medium	Rear Tyre	Slick-Soft									
	3 Laps at start			3 Laps at start									
1	1'59.613	29.271	32.737	22.663	25.686	332.3	9	1'48.856	31.504	30.926	21.099	25.327	338.6
2	1'58.351	31.809	31.287			316.8	10	1'48.375	31.308	30.779	20.986	25.302	338.6
3	1'49.888	32.493	30.897	21.371	25.127	336.5	11	1'48.232	31.184	30.866	20.960	25.222	337.5
4	1'47.975	31.091	30.816	21.096	24.972	336.5	12	1'48.230	31.090	30.840	21.044	25.256	338.6
5	1'47.801	31.055	30.668	21.031	25.047	339.6	13	1'55.389 P	35.061	31.865	21.186	27.277	338.6
6	1'47.624	31.020	30.535	21.089	24.980	339.6	Run # 3	Front Tyre	Slick-Medium	Rear Tyre	Slick-Medium		
7	1'53.977	33.712	33.469	21.473	25.323	337.5		13 Laps at start		13 Laps at start			
8	1'47.852	31.124	30.727	20.924	25.077	334.4	14	6'55.450	28.948	31.552	21.514	25.314	335.4
9	1'58.724 P	36.163	33.166	21.407	27.988	335.4	15	1'49.785 P	31.222	30.762	20.844	26.957	337.5
Run # 2	Front Tyre	Slick-Medium	Rear Tyre	Slick-Soft									
	12 Laps at start			12 Laps at start									
10	11'36.549	30.969	32.417	21.485	25.304	336.5	Run # 4	Front Tyre	Slick-Medium	Rear Tyre	Slick-Soft		
11	1'49.826 *	31.931*	31.057	21.620	25.218	334.4		New Tyre		New Tyre			
12	1'47.819	31.087	30.600	21.034	25.098	336.5	16	5'52.013	29.625	35.569	21.675	25.420	335.4
13	2'00.217	35.913	36.795	22.282	25.227	337.5	17	1'49.340	32.054	31.107	20.936	25.243	336.5
14	1'48.839	31.170	31.025	21.425	25.219	338.6	18	1'50.853	33.491	31.007	21.167	25.188	337.5
15	1'48.238	31.188	30.754	21.093	25.203	334.4	19	1'47.031	30.893	30.310	20.712	25.116	337.5
16	1'48.522	31.266	30.901	21.083	25.272	334.4	20	1'53.145 P	33.311	31.841	21.413	26.580	336.5
17	2'03.504 P	37.626	35.795	21.948	28.135	333.4	Run # 5	Front Tyre	Slick-Medium	Rear Tyre	Slick-Soft		
Run # 3	Front Tyre	Slick-Medium	Rear Tyre	Slick-Soft									
	New Tyre		New Tyre										
18	6'24.612	30.555	34.352	22.104	25.222	334.4		5 Laps at start		New Tyre			
19	1'51.333	31.354	30.744	21.130	28.105	336.5	21	2'49.320	27.621	31.248	20.987	25.188	337.5
20	1'51.336 P	31.037	30.570	21.413	28.316	335.4	22	1'46.703 *	30.772	30.233	20.748	24.950*	338.6
Run # 4	Front Tyre	Slick-Medium	Rear Tyre	Slick-Soft									
	3 Laps at start			New Tyre									
						16th 43 Jack MILLER KTM AUS Red Bull KTM Factory Racing Runs=4 Total laps=21 Full laps=14 Valid laps=13							
Run # 1	Front Tyre	Slick-Medium	Rear Tyre	Slick-Soft									
	New Tyre		New Tyre										
1	2'30.893	32.142	42.330	22.779	25.438	336.5	Run # 1	Front Tyre	Slick-Medium	Rear Tyre	Slick-Soft		
2	1'54.686	32.786	34.873	21.610	25.417	336.5		New Tyre		New Tyre			
3	1'51.705	31.186	33.649	22.009	24.861	339.6	1	2'30.893	32.142	42.330	22.779	25.438	336.5
4	1'47.533	30.947	30.635	21.015	24.936	341.8	2	1'54.686	32.786	34.873	21.610	25.417	336.5
5	1'56.330	34.259	35.316	21.613	25.142	338.6	3	1'51.705	31.186	33.649	22.009	24.861	339.6
6	2'02.601	43.419	32.797	21.483	24.902	339.6	4	1'47.533	30.947	30.635	21.015	24.936	341.8
7	1'50.722 *	31.903*	31.016	22.094	25.709	329.3	5	1'56.330	34.259	35.316	21.613	25.142	338.6
8	1'52.632	33.782	32.095	21.516	25.239	335.4	6	2'02.601	43.419	32.797	21.483	24.902	339.6
9	1'48.475	31.461	30.856	21.179	24.979	337.5	7	1'50.722 *	31.903*	31.016	22.094	25.709	329.3
						Fastest Lap: Marc MARQUEZ Gresini Racing MotoGP SPA 1'45.801 30.679 29.909 20.671 24.542							

These data/results cannot be reproduced, stored and/or transmitted in whole or in part by any manner of electronic, mechanical, photocopying, recording, broadcasting or otherwise now known or herein after developed without the previous express consent by the copyright owner, except for reproduction in daily press and regular printed publications on sale to the public within 60 days of the event related to those data/results and always provided that copyright symbol appears together as follows below.
© DORNA, 2024



Practice

MotoGP

Lap	Lap Time	T1	T2	T3	T4	Speed
10	1'48.570	31.241	30.885	21.271	25.173	336.5
11	1'57.802 P	37.588	31.628	21.461	27.125	341.8
Run # 2	Front Tyre Slick-Medium		Rear Tyre Slick-Medium		New Tyre	
5 Laps at start						
12	7'52.951	31.384	32.883	21.784	25.596	334.4
13	1'49.655	31.742	31.071	21.190	25.652	333.4
14	2'00.893	31.680	31.226	31.987	26.000	329.3
15	1'51.594 P	31.545	31.002	21.472	27.575	336.5
Run # 3	Front Tyre Slick-Medium		Rear Tyre Slick-Soft		New Tyre	
New Tyre						
16	11'28.048	34.074	44.376	23.335	28.206	286.6
17	1'52.788	31.335	32.260	23.677	25.516	335.4
18	1'47.269	30.979	30.546	20.817	24.927	341.8
19	1'56.764 P	33.798	32.805	22.256	27.905	332.3
Run # 4	Front Tyre Slick-Medium		Rear Tyre Slick-Soft		New Tyre	
4 Laps at start						
20	3'58.644	27.170	31.663	21.341	25.047	338.6
21	1'50.295	32.481	31.929	21.046	24.839	337.5
unfinished	30.837	30.554	20.822			337.5

Lap	Lap Time	T1	T2	T3	T4	Speed
17th 10	Luca MARINI		HONDA		ITA	
Repsol Honda Team						
Runs=5 Total laps=22 Full laps=13 Valid laps=12						
Run # 1	Front Tyre Slick-Medium		Rear Tyre Slick-Soft		New Tyre	
New Tyre						
1	2'10.259	28.870	33.659	24.706	25.798	334.4
2	1'56.683	31.822	31.323	24.012	29.526	285.1
3	1'49.737	31.781	31.083	21.518	25.355	334.4
4	1'53.448	34.156	32.602	21.486	25.204	336.5
5	1'48.694	31.413	30.882	21.228	25.171	338.6
6	1'48.573	31.343	30.858	21.162	25.210	337.5
7	1'52.345 P	31.993	31.217	21.581	27.554	334.4
Run # 2	Front Tyre Slick-Medium		Rear Tyre Slick-Soft		New Tyre	
7 Laps at start						
8	7'39.186	28.624	31.787	21.698	25.484	335.4
9	1'50.489	31.494	31.090	22.482	25.423	335.4
10	1'52.852	31.277	31.017	25.216	25.342	334.4
11	1'48.768	31.226	31.014	21.236	25.292	335.4
12	1'52.515 P	31.648	31.628	21.596	27.643	336.5
Run # 3	Front Tyre Slick-Medium		Rear Tyre Slick-Soft		New Tyre	
12 Laps at start						
13	7'36.583	29.485	32.758	21.802	25.687	337.5
14	1'49.687	31.510	31.165	21.613	25.399	334.4
15	1'55.706 P	31.507	31.135	21.329	31.735	333.4
Run # 4	Front Tyre Slick-Medium		Rear Tyre Slick-Soft		New Tyre	
New Tyre						
16	7'25.409	27.912	31.704	21.642	25.202	336.5
17	1'48.233	31.323	30.614	21.143	25.153	335.4
18	1'47.907	31.044	30.664	21.096	25.103	335.4
19	2'00.976 P	37.416	33.271	22.445	27.844	333.4
Run # 5	Front Tyre Slick-Medium		Rear Tyre Slick-Soft		New Tyre	
4 Laps at start						
20	4'15.327	27.292	31.277	21.211	25.078	336.5
21	1'47.280	30.901	30.439	21.043	24.897	338.6
22	1'47.674 *	30.893	30.473	21.032	25.276*	336.5

Lap	Lap Time	T1	T2	T3	T4	Speed
18th 37	Augusto FERNANDEZ		KTM		SPA	
Red Bull GASGAS Tech3						
Runs=4 Total laps=19 Full laps=12 Valid laps=15						
Run # 1	Front Tyre Slick-Medium		Rear Tyre Slick-Soft		New Tyre	
New Tyre						
1	2'11.650	32.451	35.979	23.065	26.327	329.3
2	1'57.681	32.307	34.187	22.776	28.411	310.4
3	1'49.503	31.798	30.993	21.383	25.329	338.6
4	1'49.269	31.370	31.031	21.481	25.387	335.4
5	1'48.820	31.529	30.871	21.155	25.265	337.5
6	1'48.243	31.221	30.748	21.157	25.117	337.5
7	1'59.426 P	37.668	32.022	21.795	27.941	333.4
Run # 2	Front Tyre Slick-Medium		Rear Tyre Slick-Soft		New Tyre	
7 Laps at start						
8	12'20.277	31.136	33.532	21.871	25.689	334.4
9	1'49.057	31.532	30.944	21.177	25.404	335.4
10	1'48.325	31.249	30.778	21.018	25.280	335.4
11	1'51.601	31.241	31.842	22.896	25.622	332.3
12	1'48.710	31.253	30.849	21.218	25.390	334.4
unfinished	31.257	30.848	21.261			335.4
Run # 3	Front Tyre Slick-Medium		Rear Tyre Slick-Soft		New Tyre	
New Tyre						
13	1'54.023	31.114	33.098	23.997	25.814	334.4
14	1'49.385	31.956	30.812	21.299	25.318	335.4
15	1'50.425 P	31.263	30.674	21.407	27.081	335.4
Run # 4	Front Tyre Slick-Medium		Rear Tyre Slick-Soft		New Tyre	
3 Laps at start						
16	5'08.820	27.470	31.171	21.409	25.017	339.6
17	1'47.302	30.925	30.497	20.878	25.002	336.5
18	1'48.228	31.014	31.008	21.033	25.173	337.5
19	1'49.824	30.986	30.800	21.389	26.649	317.7
19th 42	Alex RINS		YAMAHA		SPA	
Monster Energy Yamaha MotoGP Team						
Runs=6 Total laps=20 Full laps=10 Valid laps=9						
Run # 1	Front Tyre Slick-Medium		Rear Tyre Slick-Medium		New Tyre	
New Tyre						
1	2'06.688 P	29.869	34.081	23.501	29.155	328.3
Run # 2	Front Tyre Slick-Medium		Rear Tyre Slick-Medium		New Tyre	
New Tyre						
2	5'29.868	30.925	33.436	22.189	26.754	324.4
3	1'51.113	31.740	31.565	21.824	25.984	335.4
4	1'58.576 P	34.462	33.369	22.200	28.545	335.4
Run # 3	Front Tyre Slick-Medium		Rear Tyre Slick-Soft		New Tyre	
3 Laps at start						
5	6'18.443	41.804	33.371	22.338	26.024	333.4
6	1'49.122	31.485	31.063	21.302	25.272	333.4
7	1'48.761	31.174	31.190	21.156	25.241	336.5
8	1'48.989	31.421	31.106	21.218	25.244	335.4
9	1'48.697	31.281	30.989	21.157	25.270	334.4
10	1'48.512	31.269	30.895	21.122	25.226	334.4
11	1'58.261 P	34.481	33.423	22.256	28.101	332.3
Run # 4	Front Tyre Slick-Medium		Rear Tyre Slick-Soft		New Tyre	
10 Laps at start						
12	6'10.128	33.909	34.408	21.403	25.439	334.4

Fastest Lap:	Marc MARQUEZ	Gresini Racing MotoG	SPA	1'45.801	30.679	29.909	20.671	24.542
---------------------	--------------	----------------------	-----	-----------------	--------	--------	--------	--------

These data/results cannot be reproduced, stored and/or transmitted in whole or in part by any manner of electronic, mechanical, photocopying, recording, broadcasting or otherwise now known or herein after developed without the previous express consent by the copyright owner, except for reproduction in daily press and regular printed publications on sale to the public within 60 days of the event related to those data/results and always provided that copyright symbol appears together as follows below.
© DORNA, 2024



Practice

MotoGP

Lap	Lap Time	T1	T2	T3	T4	Speed	Lap	Lap Time	T1	T2	T3	T4	Speed
13	1'51.837 P	31.327	31.080	21.645	27.785	333.4	6	1'48.762	31.376	30.668	21.103	25.615	338.6
Run # 5 Front Tyre Slick-Medium Rear Tyre Slick-Soft							Run # 2 Front Tyre Slick-Medium Rear Tyre Slick-Soft						
New Tyre							New Tyre						
7 Laps at start							7 Laps at start						
14	10'04.412	29.145	31.690	21.600	25.324	330.3	8	10'49.491	28.859	31.896	21.575	25.377	335.4
15	1'47.831	31.055	30.754	20.941	25.081	337.5	9	1'49.073	31.476	30.876	21.267	25.454	335.4
16	1'47.630	31.123	30.570	20.945	24.992	336.5	10	1'48.606	31.298	30.760	21.294	25.254	338.6
17	1'55.627 P	34.144	32.041	22.163	27.279	331.3	11	1'48.750	31.370	30.812	21.342	25.226	335.4
Run # 6 Front Tyre Slick-Medium Rear Tyre Slick-Soft							Run # 3 Front Tyre Slick-Medium Rear Tyre Slick-Medium						
4 Laps at start							New Tyre						
New Tyre							New Tyre						
18	4'38.063	30.769	31.375	21.069	25.105	334.4	13	8'05.162	28.737	33.011	21.809	25.637	333.4
19	1'47.400	30.863	30.689	20.920	24.928	336.5	14	1'51.802	32.974	31.572	21.648	25.608	334.4
20	1'47.533 *	30.900	30.532	20.863	25.238*	332.3	15	1'52.060 P	31.582	31.092	21.400	27.986	333.4

20th 20 **Fabio QUARTARARO** YAMAHA FRA
 Monster Energy Yamaha MotoGP Team
 Runs=4 Total laps=20 Full laps=13 Valid laps=15

Run #	Front Tyre	Slick-Medium	Rear Tyre	Slick-Soft		
Run # 1 Front Tyre Slick-Medium Rear Tyre Slick-Soft						
New Tyre						
New Tyre						
1	2'56.267	29.540	33.012	22.124	25.636	329.3
2	1'49.234	31.716	31.115	21.139	25.264	332.3
3	1'48.547	31.300	30.861	21.189	25.197	331.3
4	1'48.702	31.292	30.742	21.239	25.429	333.4
5	1'50.395	31.266	30.711	22.007	26.411	330.3
6	1'48.443	31.332	30.795	21.125	25.191	335.4
7	1'48.356	31.128	30.725	21.249	25.254	332.3
8	1'48.237	31.075	30.729	21.175	25.258	332.3
9	1'54.605 P	33.216	32.032	21.515	27.842	328.3
Run # 2 Front Tyre Slick-Medium Rear Tyre Slick-Soft						
9 Laps at start						
9 Laps at start						
10	14'44.372	35.806	33.766	21.950	25.666	329.3
11	1'49.414	31.525	31.085	21.397	25.407	336.5
unfinished						
Run # 3 Front Tyre Slick-Medium Rear Tyre Slick-Soft						
New Tyre						
New Tyre						
12	1'49.466 *	29.761*	32.573	21.627	25.505	331.3
13	1'49.236	31.945	30.913	21.173	25.205	332.3
14	1'52.603	31.275	32.076	23.863	25.389	336.5
15	1'48.243	31.305	30.743	21.021	25.174	334.4
16	1'51.654 P	31.069	30.741	21.028	28.816	332.3
Run # 4 Front Tyre Slick-Medium Rear Tyre Slick-Soft						
5 Laps at start						
New Tyre						
17	4'13.706	29.710	32.583	21.584	25.268	331.3
18	1'47.610	31.172	30.604	20.858	24.976	333.4
19	1'48.580	30.827	31.272	21.165	25.316	331.3
20	1'47.401	30.973	30.513	20.862	25.053	333.4

21st 36 **Joan MIR** HONDA SPA
 Repsol Honda Team
 Runs=5 Total laps=21 Full laps=12 Valid laps=11

Run #	Front Tyre	Slick-Medium	Rear Tyre	Slick-Soft		
Run # 1 Front Tyre Slick-Medium Rear Tyre Slick-Soft						
New Tyre						
New Tyre						
1	2'11.364	30.034	34.257	22.174	26.170	335.4
2	1'50.791	32.376	31.155	21.483	25.777	333.4
3	1'56.238	37.970	31.356	21.501	25.411	336.5
4	1'51.285	31.640	32.836	21.550	25.259	336.5
5	1'48.767	31.484	30.918	21.244	25.121	340.7

22nd 30 **Takaaki NAKAGAMI** HONDA JPN
 IDEMITSU Honda LCR
 Runs=4 Total laps=22 Full laps=15 Valid laps=14

Run #	Front Tyre	Slick-Medium	Rear Tyre	Slick-Soft		
Run # 1 Front Tyre Slick-Medium Rear Tyre Slick-Soft						
New Tyre						
New Tyre						
1	2'28.053	30.819	33.878	23.288	26.032	329.3
2	1'56.591	36.894	32.568	21.566	25.563	332.3
3	1'49.320	31.627	30.921	21.351	25.421	335.4
4	1'54.066	31.607	34.360	21.488	26.611	322.5
5	1'59.728	31.364	37.262	25.544	25.558	332.3
6	1'48.629	31.212	30.766	21.296	25.355	334.4
7	2'01.920 P	38.271	33.966	21.928	27.755	331.3
Run # 2 Front Tyre Slick-Medium Rear Tyre Slick-Soft						
7 Laps at start						
7 Laps at start						
8	8'49.841	30.773	33.916	22.309	25.647	332.3
9	1'52.776	34.576	31.403	21.419	25.378	331.3
10	1'48.926	31.443	30.797	21.299	25.387	332.3
11	1'52.229	33.763	31.386	21.516	25.564	335.4
12	1'48.441	31.155	30.722	21.127	25.437	330.3
13	1'48.863	31.159	30.865	21.469	25.370	331.3
14	2'02.746 P	37.600	33.492	23.356	28.298	331.3
Run # 3 Front Tyre Slick-Medium Rear Tyre Slick-Soft						
New Tyre						
New Tyre						
15	8'54.234	30.359	33.350	22.233	25.359	329.3
16	1'48.792	31.387	30.832	21.151	25.422	329.3
17	1'51.476	31.262	33.052	21.635	25.527	329.3
18	2'02.934 P	38.425	33.502	22.302	28.705	328.3
Run # 4 Front Tyre Slick-Medium Rear Tyre Slick-Soft						
4 Laps at start						
New Tyre						
19	7'08.742	29.567	32.094	21.871	26.649	319.6

Fastest Lap: Marc MARQUEZ Gresini Racing MotoG SPA **1'45.801** 30.679 29.909 20.671 24.542

These data/results cannot be reproduced, stored and/or transmitted in whole or in part by any manner of electronic, mechanical, photocopying, recording, broadcasting or otherwise now known or herein after developed without the previous express consent by the copyright owner, except for reproduction in daily press and regular printed publications on sale to the public within 60 days of the event related to those data/results and always provided that copyright symbol appears together as follows below.
 © DORNA, 2024



Practice

MotoGP

Lap	Lap Time	T1	T2	T3	T4	Speed	Lap	Lap Time	T1	T2	T3	T4	Speed
20	1'48.473	31.221	30.835	21.240	25.177	331.3							
21	1'52.786	32.759	32.432	21.289	26.306	303.5							
22	1'48.106 *	31.314	30.524	21.075	25.193*	332.3							

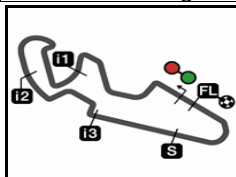
Fastest Lap: Marc MARQUEZ Gresini Racing MotoG SPA **1'45.801** 30.679 29.909 20.671 24.542

These data/results cannot be reproduced, stored and/or transmitted in whole or in part by any manner of electronic, mechanical, photocopying, recording, broadcasting or otherwise now known or herein after developed without the previous express consent by the copyright owner, except for reproduction in daily press and regular printed publications on sale to the public within 60 days of the event related to those data/results and always provided that copyright symbol appears together as follows below.
© DORNA, 2024

Official MotoGP Timing by **TISSOT**
www.motogp.com



Alcañiz, Friday, August 30, 2024



5077 m.

GRAN PREMIO GoPro DE ARAGÓN

Practice

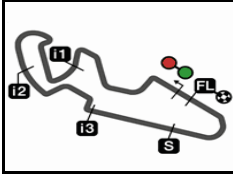
Best Partial Times

MotoGP™

IT Ideal Lap Time, sum of the best partial times*BT* Best Lap Time

<i>T1</i>		<i>T2</i>		<i>T3</i>		<i>T4</i>				<i>IT</i>	<i>BT</i>	
<i>Pos</i>	<i>Rider</i>	<i>Time</i>	<i>Rider</i>	<i>Time</i>	<i>Rider</i>	<i>Time</i>	<i>Rider</i>	<i>Time</i>	<i>Pos</i>	<i>Rider</i>	<i>IT</i>	<i>BT</i>
1	M.VIÑALES	30.469	M.MARQUEZ	29.909	A.ESPARGARO	20.620	M.MARQUEZ	24.542	1	M.MARQUEZ	1'45.787	1'45.801 (1)
2	M.MARQUEZ	30.575	M.VIÑALES	30.131	J.MARTIN	20.651	M.OLIVEIRA	24.619	2	A.ESPARGAR	1'46.073	1'46.073 (2)
3	F.BAGNAIA	30.587	F.MORBIDELLI	30.168	M.VIÑALES	20.661	A.MARQUEZ	24.662	3	M.VIÑALES	1'46.117	1'46.117 (3)
4	A.ESPARGARO	30.607	A.ESPARGARO	30.183	M.MARQUEZ	20.671	A.ESPARGARO	24.663	4	J.MARTIN	1'46.350	1'46.379 (4)
5	DI GIANNANTO	30.626	J.ZARCO	30.199	E.BASTIANINI	20.712	P.ACOSTA	24.665	5	A.MARQUEZ	1'46.406	1'46.406 (5)
6	F.MORBIDELLI	30.647	E.BASTIANINI	30.233	F.BAGNAIA	20.732	B.BINDER	24.693	6	F.BAGNAIA	1'46.435	1'46.591 (6)
7	J.MARTIN	30.650	J.MARTIN	30.285	B.BINDER	20.756	J.MARTIN	24.764	7	B.BINDER	1'46.495	1'46.884 (11)
8	M.MARQUEZ	30.665	F.BAGNAIA	30.303	R.FERNANDEZ	20.770	F.BAGNAIA	24.813	8	F.MORBIDELLI	1'46.641	1'46.705 (7)
9	R.FERNANDEZ	30.683	A.MARQUEZ	30.345	M.BEZZECCHI	20.812	J.MILLER	24.839	9	P.ACOSTA	1'46.673	1'46.932 (12)
10	B.BINDER	30.695	B.BINDER	30.351	J.ZARCO	20.817	M.VIÑALES	24.856	10	J.ZARCO	1'46.696	1'46.732 (8)
11	J.ZARCO	30.737	P.ACOSTA	30.358	J.MILLER	20.817	L.MARINI	24.897	11	M.OLIVEIRA	1'46.814	1'46.855 (10)
12	P.ACOSTA	30.770	DI GIANNANTO	30.426	A.MARQUEZ	20.824	R.FERNANDEZ	24.926	12	E.BASTIANINI	1'46.833	1'47.031 (15)
13	E.BASTIANINI	30.772	M.BEZZECCHI	30.434	F.DI GIANNANTO	20.849	A.RINS	24.928	13	R.FERNANDEZ	1'46.840	1'46.840 (9)
14	M.BEZZECCHI	30.824	M.OLIVEIRA	30.435	F.QUARTARARO	20.858	F.MORBIDELLI	24.929	14	F.DI GIANNAN	1'46.870	1'46.946 (13)
15	F.QUARTARARO	30.827	L.MARINI	30.439	A.RINS	20.863	J.ZARCO	24.943	15	M.BEZZECCHI	1'47.014	1'47.029 (14)
16	J.MILLER	30.837	R.FERNANDEZ	30.461	M.OLIVEIRA	20.867	M.BEZZECCHI	24.944	16	J.MILLER	1'47.039	1'47.269 (16)
17	A.RINS	30.863	A.FERNANDEZ	30.497	A.FERNANDEZ	20.878	F.DI GIANNANTO	24.969	17	F.QUARTARAR	1'47.174	1'47.401 (20)
18	L.MARINI	30.893	J.MIR	30.503	P.ACOSTA	20.880	F.QUARTARARO	24.976	18	A.RINS	1'47.186	1'47.400 (19)
19	M.OLIVEIRA	30.893	F.QUARTARARO	30.513	F.MORBIDELLI	20.897	A.FERNANDEZ	25.002	19	L.MARINI	1'47.261	1'47.280 (17)
20	R.FERNANDEZ	30.925	T.NAKAGAMI	30.524	L.MARINI	21.032	J.MIR	25.089	20	A.FERNANDEZ	1'47.302	1'47.302 (18)
21	J.MIR	31.032	A.RINS	30.532	J.MIR	21.074	E.BASTIANINI	25.116	21	J.MIR	1'47.698	1'47.843 (21)
22	T.NAKAGAMI	31.155	J.MILLER	30.546	T.NAKAGAMI	21.075	T.NAKAGAMI	25.177	22	T.NAKAGAMI	1'47.931	1'48.441 (22)

These data/results cannot be reproduced, stored and/or transmitted in whole or in part by any manner of electronic, mechanical, photocopying, recording, broadcasting or otherwise now known or herein after developed without the previous express consent by the copyright owner, except for reproduction in daily press and regular printed publications on sale to the public within 60 days of the event related to those data/results and always provided that copyright symbol appears together as follows below.
© DORNA, 2024




5077 m.

GRAN PREMIO GoPro DE ARAGÓN

Practice

Fastest Laps Sequence

<i>Practice Time</i>	 <i>Rider</i>	<i>Nation</i>	<i>Motorcycle</i>	<i>Time</i>	<i>Km/h</i>	<i>Rider's Lap</i>
3'46.444	93 Marc MARQUEZ	SPA	DUCATI	1'49.566	166.8	2
3'56.844	31 Pedro ACOSTA	SPA	KTM	1'48.264	168.8	2
5'34.678	93 Marc MARQUEZ	SPA	DUCATI	1'48.234	168.8	3
6'20.191	12 Maverick VIÑALES	SPA	APRILIA	1'48.199	168.9	3
7'21.950	93 Marc MARQUEZ	SPA	DUCATI	1'47.272	170.3	4
27'34.158	93 Marc MARQUEZ	SPA	DUCATI	1'46.954	170.8	11
50'37.670	89 Jorge MARTIN	SPA	DUCATI	1'46.666	171.3	18
51'27.686	93 Marc MARQUEZ	SPA	DUCATI	1'46.384	171.8	20
57'45.810	41 Aleix ESPARGARO	SPA	APRILIA	1'46.073	172.3	20
58'35.062	93 Marc MARQUEZ	SPA	DUCATI	1'45.801	172.7	23

These data/results cannot be reproduced, stored and/or transmitted in whole or in part by any manner of electronic, mechanical, photocopying, recording, broadcasting or otherwise now known or herein after developed without the previous express consent by the copyright owner, except for reproduction in daily press and regular printed publications on sale to the public within 60 days of the event related to those data/results and always provided that copyright symbol appears together as follows below.

© DORNA, 2024